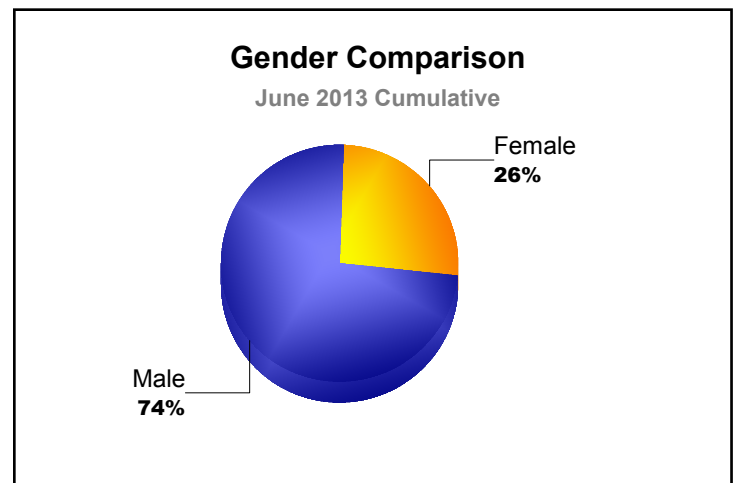
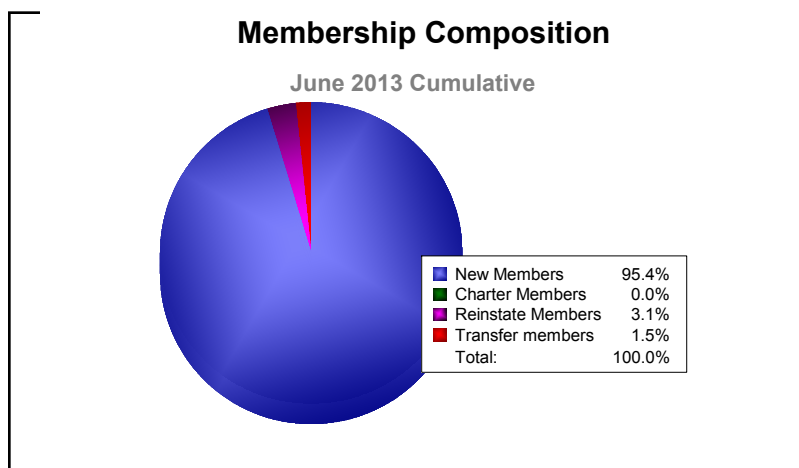
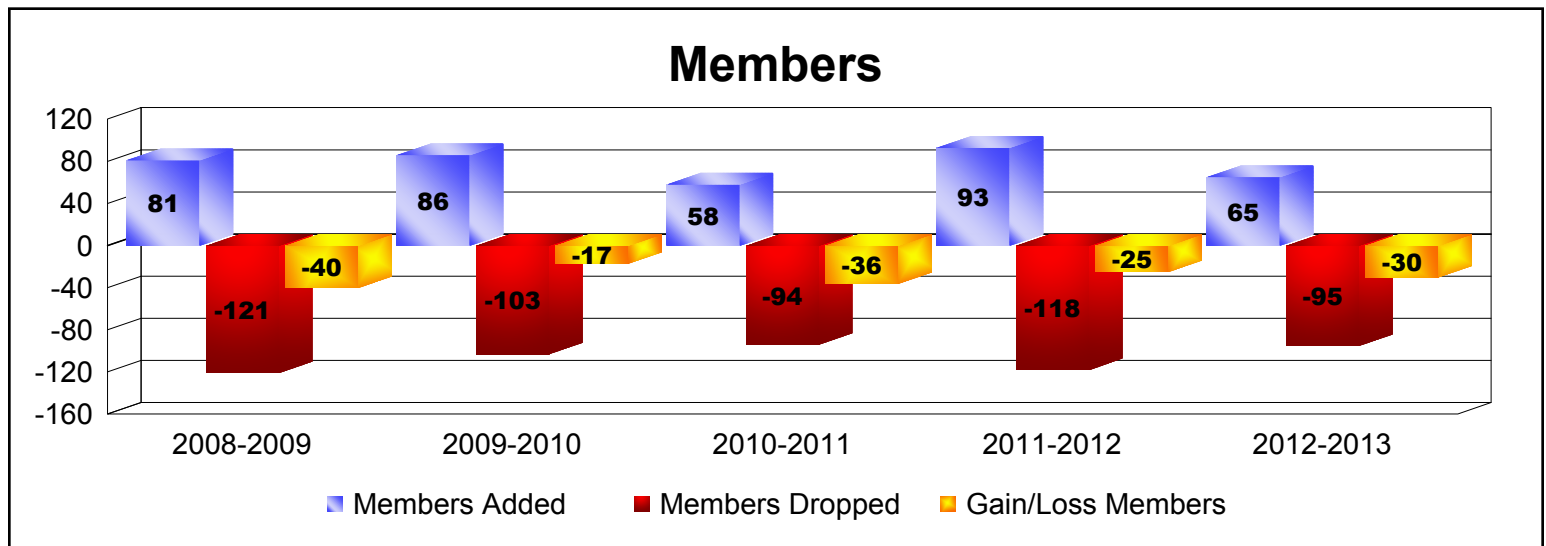
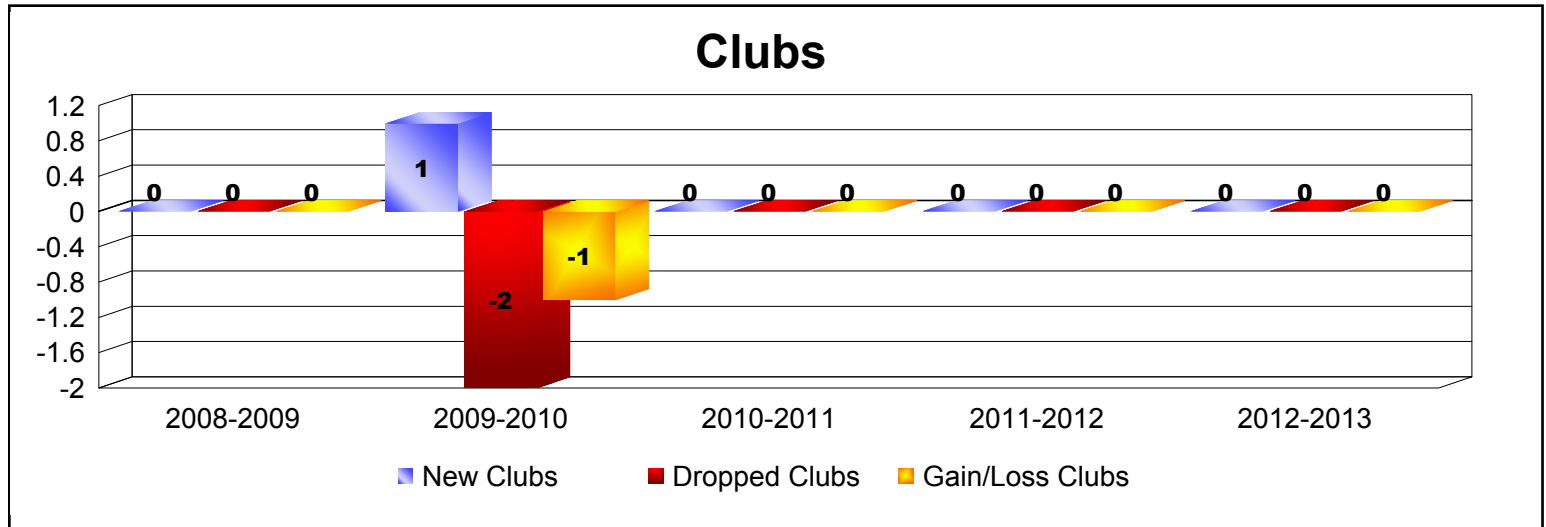
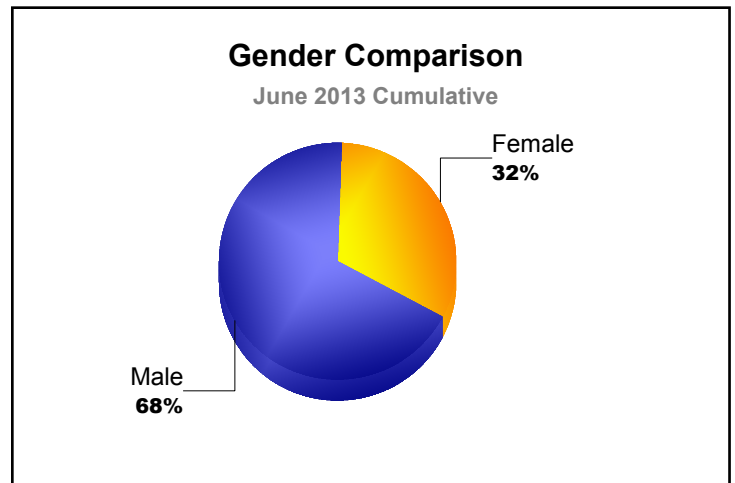
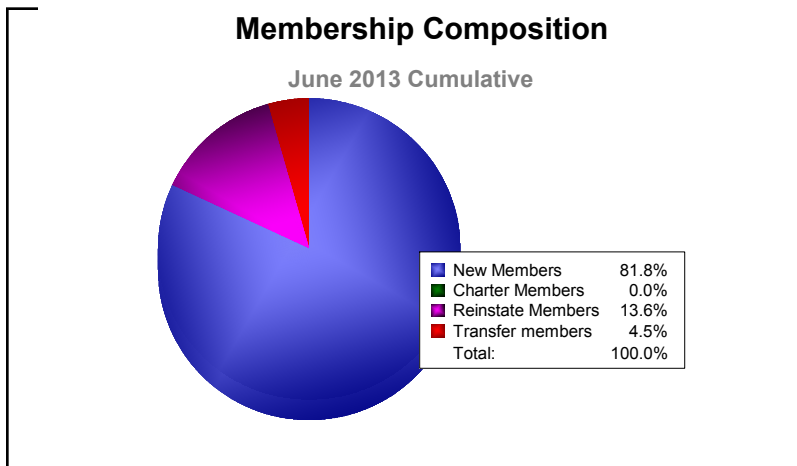
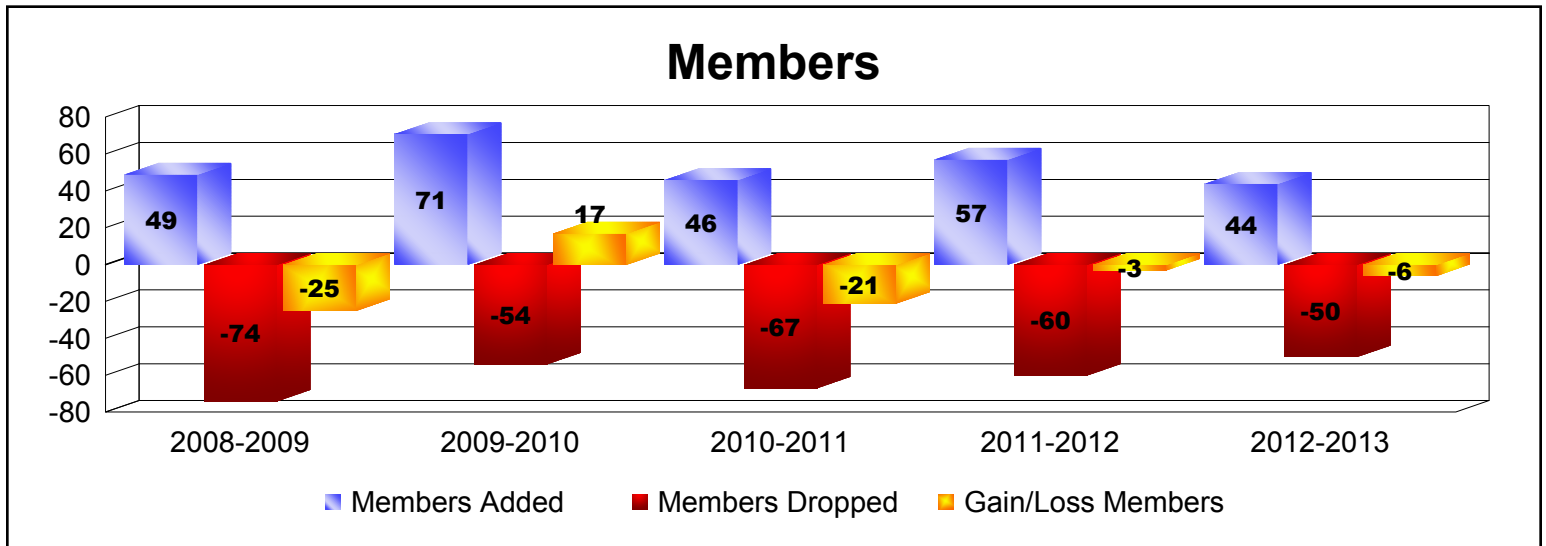
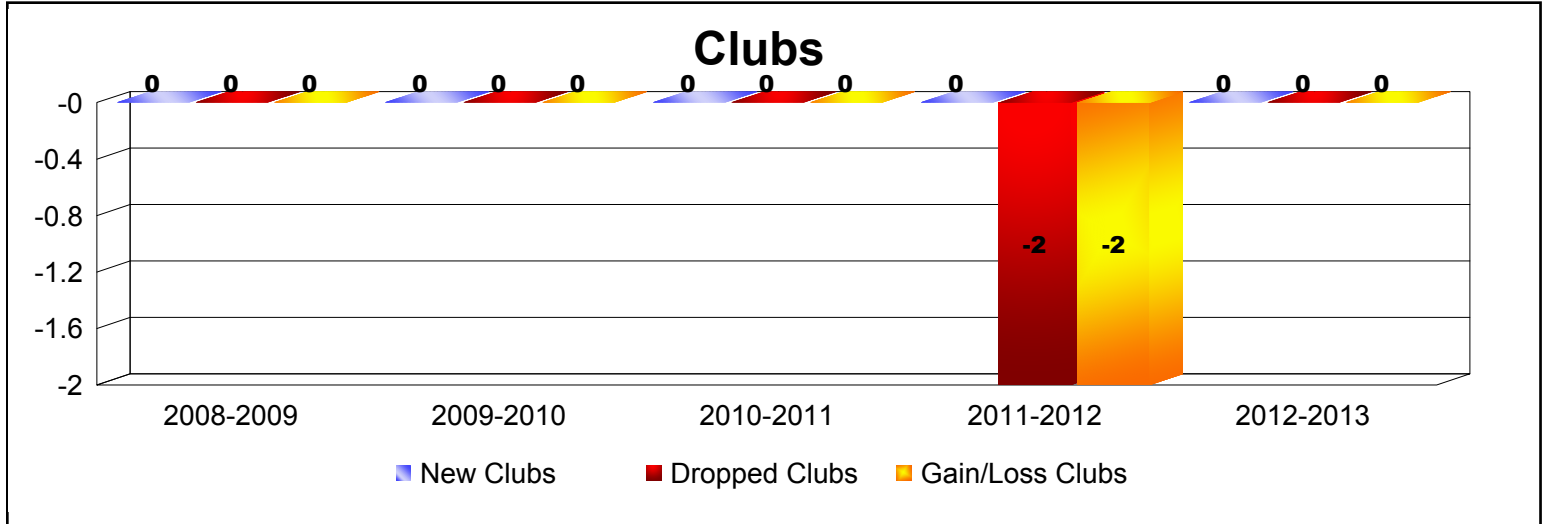


Year	New Clubs	Dropped Clubs	Gain/Loss Clubs	New Members	Charter Members	Reinstate Members	Transfer Members	Total Member Added	Total Members Dropped	Gain/Loss Members
2008-2009	0	0	0	66	0	10	5	81	-121	-40
2009-2010	1	-2	-1	44	30	8	4	86	-103	-17
2010-2011	0	0	0	52	0	4	2	58	-94	-36
2011-2012	0	0	0	88	0	2	3	93	-118	-25
2012-2013	0	0	0	62	0	2	1	65	-95	-30
Average	0	0	0	62	6	5	3	77	-106	-30



Year	New Clubs	Dropped Clubs	Gain/Loss Clubs	New Members	Charter Members	Reinstate Members	Transfer Members	Total Member Added	Total Members Dropped	Gain/Loss Members
2008-2009	0	0	0	44	1	4	0	49	-74	-25
2009-2010	0	0	0	69	0	2	0	71	-54	17
2010-2011	0	0	0	41	0	4	1	46	-67	-21
2011-2012	0	-2	-2	53	0	2	2	57	-60	-3
2012-2013	0	0	0	36	0	6	2	44	-50	-6
Average	0	0	0	49	0	4	1	53	-61	-8



Year	New Clubs	Dropped Clubs	Gain/Loss Clubs	New Members	Charter Members	Reinstate Members	Transfer Members	Total Member Added	Total Members Dropped	Gain/Loss Members
2008-2009	0	0	0	40	0	0	1	41	-52	-11
2009-2010	0	0	0	45	0	0	1	46	-43	3
2010-2011	0	-1	-1	45	0	2	16	63	-78	-15
2011-2012	0	0	0	25	0	1	3	29	-35	-6
2012-2013	0	0	0	36	0	1	8	45	-48	-3
Average	0	0	0	38	0	1	6	45	-51	-6

